



Posturepedic[®]

For everything you do in bed

Your bed is your haven to relax and escape to. After a busy day, you need to rest, recover and recharge. Your bed should be your place to laugh, to dream, to reconnect.

Sealy Posturepedic feels like no other bed and is designed to provide the perfect balance of correct support and amazing comfort.

 **Posturepedic**[®]





Look after your body, day & night

Ultimate comfort

We invented the ComfortCore® which features in the centre-third of the mattress. The concentrated layers of high-quality foam conform to the lower part of the back, where support is often needed the most.

Correct support

Correct support is important so your muscles can relax and recover. Our revolutionary system is designed to ensure orthopaedically correct support and our advanced SRx® alternating coil, provides more support and stability than ever before. Made with Titanium alloy, so it is strong and engineered for performance.

Our latest range of Sealy Posturepedic beds feature our UniCased® edge support, which locks into the spring unit and encases the entire mattress, to help reduce motion transfer.

Unique to Sealy Posturepedic is our DuraFlex® foundation, made from Titanium alloy with deflection modules, to assist with the distribution of pressure and minimise motion transfer from your sleeping partner.



Posturepedic



Posturepedic
Aspire



Technology unique to the Aspire collection



The Aspire collection is a great entry into the world of Sealy Posturepedic.


With various comfort levels to select from, this product collection is designed to provide absolute comfort with our unique ComfortCore® and an amazing level of support with our revolutionary SRx^{II}® coil technology.

With soft-to-touch luxurious knits and featuring a designer upholstered foundation, the Aspire collection provides a stunning sleep haven.



ComfortCore®


Features a high density foam layer to densify the centre-third of the mattress, to mould and conform to the lower part of the back, where support is often needed the most.



UniCased®

Our UniCased® edge support encapsulates the SRx^{II}® spring unit to enhance stability and reduce motion transfer.

Support is at the core of everything we do



The revolutionary Sealy Posturepedic SRx^{II}[®] support system is world-leading. The proprietary configuration takes our technology platform to a new level, providing the initial conforming support and the extra-correct support you expect from Sealy Posturepedic. It adds increased lateral stability and is designed to reduce horizontal movement. The innovative SRx^{II}[®] coil, made from Titanium alloy is strong, resilient and durable - providing the ultimate in conforming support.

Alternating coils
for balanced support




DuraFlex[®] foundation

Like the SRx^{II}[®] coil, the steel modules in the DuraFlex[®] foundation are made with Titanium alloy and disperse the shocks and stresses placed on the mattress over time.



Unique features

Our clever technology continues to support you in smarter ways with LiftRight[®] handles that make moving your mattress easier. The StayTight[®] foundation cover features a subtle rubberised grip to help keep your sheets in place.



Comfort system

SmarTex[®] fabric helps to regulate the sleep surface temperature as needed throughout the night. This clever treatment only activates if your body temperature starts to increase. SmarTex[®] wicks away moisture to enable it to rapidly evaporate, giving you a comfortable sleeping environment. Layers of premium foams conform and mould to your body, providing pressure-relieving comfort where you need it most.

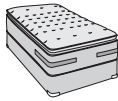
Support system

Our unique SRx¹¹[®] support system is designed to sense your body's weight and motion and respond with the deep-down, correct support your body needs. The coils are arranged in alternating columns for maximum stability. The open coils also allow for air to circulate as you move in bed. UniCased[®] edge support locks into the support system to provide a stable sleep surface and to help reduce motion transfer for an unbelievable sleep.

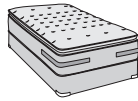
Things you should know



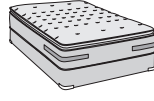
Single
915 x 1900



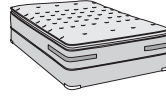
Single XL
915 x 2030



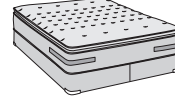
King Single
1055 x 2030



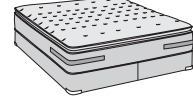
Double
1385 x 1900



Queen
1525 x 2030



King
1685 x 2030



Super King
1835 x 2030

Sizing Information

All sizes are nominal. Dimensions are width by length in millimetres.

Our 10 Year Guarantee

Your Sealy Posturepedic comes with a 10 year guarantee, so you can rest easy.

NATA Accreditation

The Sealy Research and Development Centre tests every component to stringent quality standards. Beds are required to perform to the highest durability and performance benchmarks. Sealy's R&D centre is NATA accredited to comply with New Zealand standards.

Working with the Orthopaedic Advisory Board

To ensure you are getting the best support available, Sealy Posturepedic is designed with the help of the Orthopaedic Advisory Board (OAB). The OAB is a panel of eminent orthopaedic surgeons, clinicians and sleep experts assisting Sealy in developing better sleep systems.

Proudly New Zealand Made

The Sealy Posturepedic you choose is made to order in our Auckland factory. In a world of mass manufacture, we still handcraft our beds, ensuring a level of quality that sets the standard in the bedding industry.

Master Bedding Maker

Sealy New Zealand is proud to be recognised as a Master Bedding Maker, an accreditation acknowledging our commitment to training and recognising the expertise of our team - you can be assured you are purchasing a premium, quality, locally-made product.

Environmental Responsibility

Sealy recognises the importance of environmental sustainability and we take our corporate responsibility seriously. Our goal is to reach an acceptable balance between sustainability and product quality, performance and durability, based upon the practical application of the most advanced technologies available. Over 90% of materials in a Sealy Posturepedic bed are recyclable, including steel, timber and foam. Sealy uses sustainable plantation timber for foundations. Local manufacturing ensures the carbon footprint of each bed is minimised through fewer transport kilometres.



ORTHOPAEDIC
ADVISORY BOARD



Proud supporters of



Official bed suppliers to



Look after your
body, day & night.





For more information about Sealy visit:

www.sealy.co.nz www.facebook.com/sealynz

Sealy New Zealand beds are handcrafted and locally constructed in Auckland, New Zealand
Sealy New Zealand Limited, 24 - 30 Lake Road, Northcote, Auckland 0627, New Zealand
Phone: 64-9-481 0700 Fax: 64-9-419 0777 E-mail: info@sealy.co.nz

Sealy New Zealand take absolute care with the information contained in this brochure, and the content is correct at the time of printing.
As a company, we have a commitment to continuous improvement, so in some situations, specifications may be subject to change, without notice or obligation.